

# City of South Daytona

## Office of the City Manager

1672 S. Ridgewood Avenue • South Daytona, FL 32119 • 386/322-3014



### MEMORANDUM

To: James L. Gillis Jr., City Manager

From: Becky Witte, Deputy City Clerk

Re: Consideration of awarding City RFP 22-009 for the Reed Canal Park Stationary Pump to MWI Pumps in the amount of \$74,957 as budgeted in the current fiscal year.


Date: August 26, 2022

---

For the 2021/2022 State Legislative Session, City Lobbyist, Doug Bell presented an Appropriations Request for South Daytona's Reed Canal Stormwater Pond Stationary Pump. Senator Tom Wright and Representative Elizabeth A. Fetterhoff sponsored the City's request for the funding. In June 2021, Governor DeSantis approved the 2021-2022 State Budget which included \$100,000 for our Reed Canal Stormwater Pond Stationary Pump.

On July 28, 2022, city staff advertised an invitation to bid for Reed Canal Stormwater Pond Stationary Pump. The invitation to bid was advertised in the Daytona Beach News Journal and on the City website.

One bid was submitted by MWI Pumps in the amount of \$74,957. Since this is a specialized field and is in line with the expected cost, staff recommends the City Council award the bid to MWI pumps. After the pump is received staff will begin the process of the installation.



## Manufacturers

Moving Water Worldwide - Reliably and Efficiently

Established 1926

August 23, 2022

Attention: City of South Daytona  
Reference: Reed Canal Park Stationary Pump Improvements  
RFP#: 22-009  
Section: 00020

MWI Pumps is pleased to provide pricing for the above-referenced project. The following equipment is included in our pricing:

One (1) MWI SEA312 12" submersible pump rated 3,000gpm @ 6.5' tdh  
One (1) 15hp motor @ 1800rpm  
One (1) 45 x 12" elbow with ansi flange  
One (1) NEMA 4 auto start/stop control panel  
One (1) stilling well with floats  
One (1) zincs

**Sale Price: \$74,957.00**

**Sales Tax Not Included**

**Included in our pricing:**

- All submittals and drawings
- Start up supervisor for one (1) eight hour day
- Standard materials
- Standard one year factory warranty
- Freight to jobsite with contractor to off-load
- Factory witness test
- Sand blast and paint

**Specifically not included:**

- Sales tax
- Installation of anytype
- Riser pipe
- Discharge pipe, couplings, hardware, flanges, adapters, supports
- vfd's, SCADA, telemetry, connectors, wiring, electrician



Established 1926

## Manufacturers

Moving Water Worldwide - Reliably and Efficiently

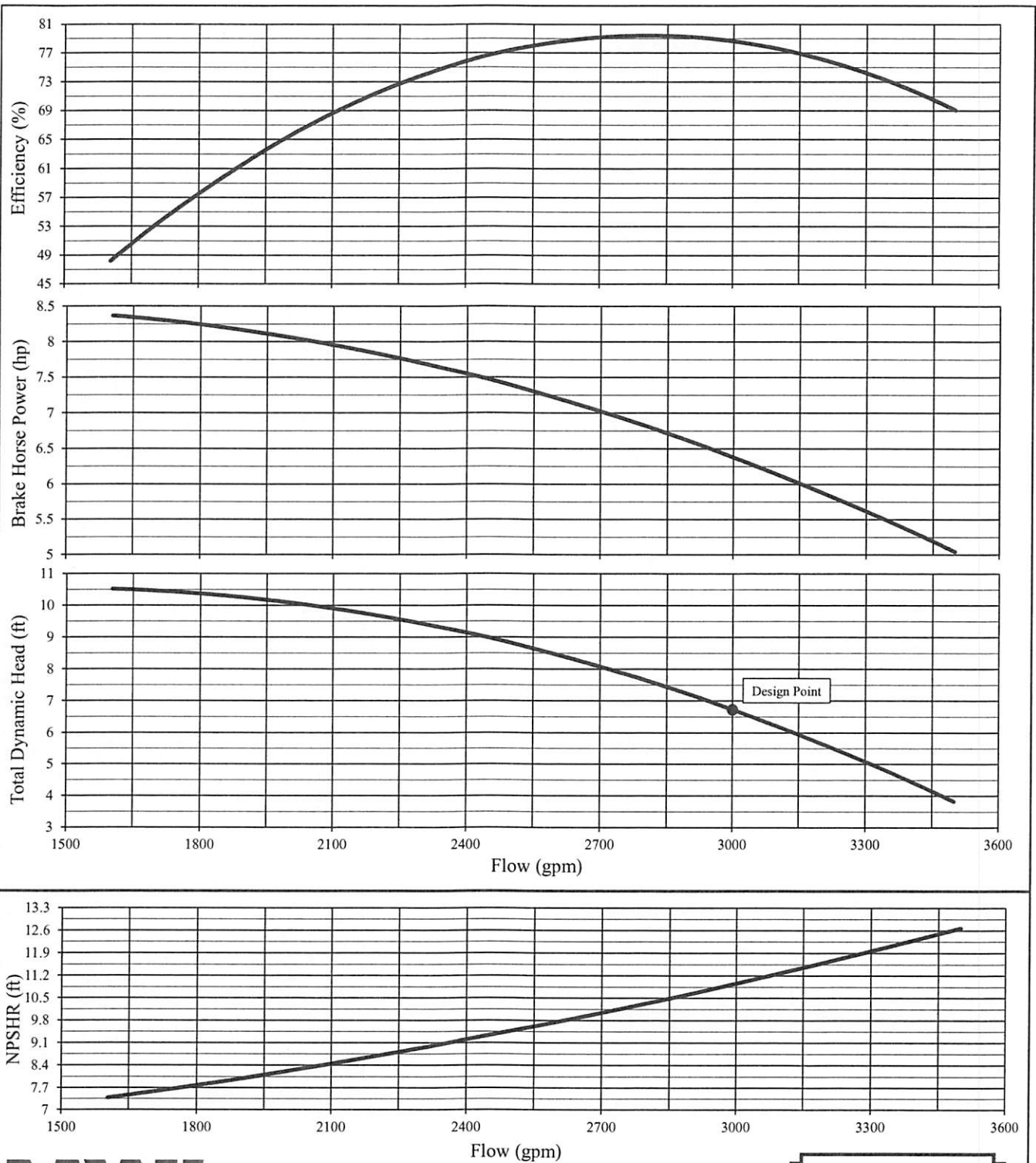
Terms are 25% down, balance due net 30 from delivery. Estimated delivery 24-26 weeks from approved submittals. Quote is valid for 30 days.

If you have any questions and/or require additional information, please do not hesitate to call (813) 967-0765.

Thank you,

Chester Clem  
(813) 967-0765  
[chestercl@mwpumps.com](mailto:chestercl@mwpumps.com)

**This document contains a proposal quotation, only, as it does not contain all necessary material terms. This proposal is not an offer subject to acceptance by the recipient. If recipient is interested in proceeding forward under the proposal then the recipient and MWI must discuss and come to written agreement as to all material terms and conditions.**



| PUMP BOWL PERFORMANCE CURVE   |                      |
|---|----------------------|
| Project: South Daytona - Reed Canal PS - curve  |                      |
| TYPE: Axial Flow  | PROPELLER DIA: 12 in |
| MODEL NO: SEA312X12   | SPEED: 885 RPM       |
| INTAKE DIA: 18 in   | DISCHARGE DIA: 12 in |
| P50   |                      |
| SINGLE STAGE PERFORMANCE<br>FOR TWO STAGES MULTIPLY HEAD AND HORSEPOWER BY 2.0 AND EFFICIENCY BY 1.0<br>PERFORMANCE IS BASED ON PUMPING CLEAR, NON-AERATED WATER, WITH A SPECIFIC<br>GRAVITY OF 1.0, TEMPERATURE 85 DEG F OR LESS AND AT SEA LEVEL. PUMP<br>PERFORMANCE MAY BE AFFECTED BY HIGHER TEMPERATURES, SPECIFIC GRAVITY,<br>ALTITUDES AND SUMP CONDITIONS. |                      |

IT IS HEREBY CERTIFIED THAT THIS CURVE REPRESENTS THE TRUE PERFORMANCE CHARACTERISTICS OF THE MWI PUMP MODEL SHOWN AND WAS OBTAINED BY SCALE MODEL TEST AND CALCULATIONS IN ACCORDANCE WITH STANDARDS OF THE HYDRAULIC INSTITUTE.

MWI CORPORATION  
CERTIFIED BY

MWI CORPORATION  
Deerfield Beach, Florida

**SECTION 00300****BID FORM**BIDDER'S NAME: MWI PumpsPROJECT IDENTIFICATION: **Reed Canal Park Pump**CONTRACT IDENTIFICATION AND NUMBER: **22-009**

THIS BID IS SUBMITTED TO: **CITY OF SOUTH DAYTONA  
1672 SOUTH RIDGEWOOD AVENUE  
SOUTH DAYTONA, FLORIDA 32119**

1. The undersigned BIDDER proposes and agrees, if this Bid is accepted, to enter into an Agreement with the OWNER in the form included in the Contract Documents to furnish all necessary materials, equipment, machinery, tools, apparatus, transportation and labor and to complete all Work as specified or indicated in the Contract Documents for the Contract Price and within the Contract Time indicated in this Bid and in accordance with the Contract Documents.

2. BIDDER certifies that he has examined the site of the work and that from personal knowledge and experience, or that he has collected sufficient data to fully satisfy self that the components are a correct and suitable fit for this work and that he assumes full responsibility therefore; that he investigated the requirements to do business in the jurisdiction where the project is located, and that he is either qualified to do business or will obtain such pre-qualification prior to award of the contract; and that he has examined the Drawings and Specifications for the work and from his own experience or from professional advice that the Drawings and Specifications are sufficient for the work to be done and he has examined the other Contract Documents and all addenda relating thereto and that he has satisfied himself fully, relative to all matters and conditions with respect to the work to which this Bid pertains.

3. BIDDER accepts all of the terms and conditions of the Instructions to Bidders. This Bid will remain open for 90 days after the day of Bid opening. BIDDER will sign the Agreement and submit the required forms and any other documents required by the Contract Documents within ten (10) days after the date of OWNER's Notice of Award. BIDDER agrees to start the work within thirty (30) consecutive calendar days, including rain days and holidays, from the receipt of the Notice of Award.

4. The BIDDER agrees to accept as full compensation for completion of the project in full compliance with the Contract Documents, the lump sum price for the work items submitted herein with this Bid.

5. In submitting this Bid, BIDDER represents, as more fully set forth in the Agreement, that:

(a) BIDDER has examined the site and locality where the Work is to be performed, the legal requirements (federal, state and local laws, ordinances, rules and regulations) and the conditions affecting cost, progress or performance of the Work and has made such independent investigations as BIDDER deems necessary.

(b) This Bid is genuine and not made in the interest of or on behalf of any undisclosed person, firm or corporation and is not submitted in conformity with any agreement or rules of any group, association, organization or corporation; BIDDER has not directly or indirectly induced or solicited any other Bidder to submit a false or sham Bid; BIDDER has not solicited or induced any person, firm or a corporation to refrain from bidding; and BIDDER has not sought by collusion to obtain for himself any advantage over any other Bidder or over OWNER.

## **DESCRIPTION OF PRODUCT**

### **SUBMERSIBLE ELECTRIC PUMP SPECIFICATIONS**

#### **I PUMP DESIGN PERFORMANCE**

C. The work under this section shall consist of providing all pumping equipment including the hydraulically driven axial flow pumps, drive units, and all piping, appurtenances and mechanical system as shown on the drawings and as specified herein. The manufacturer shall be ISO9001-2008 certified. Manufacturer must provide QC manual with the bid.

D. Basic Design conditions:

- |                        |          |
|------------------------|----------|
| 1. Number of Pumps:    | 1        |
| 2. Pumping Capacity:   | 3000 GPM |
| 3. Total Dynamic Head: | 7.00 FT  |
| 4. Pump Speed:         | 1800 RPM |
| 5. Motor Power:        | 15 HP    |

#### **II PUMP ASSEMBLY**

##### **A. General Construction Requirements**

1. The pump and submersible electric motor assembly shall conform to the following mechanical characteristics:
  - a. Motor rotor and pump propeller are both mounted on a single shaft.
  - b. Motor stator housing is attached and registered to the bearing box.
  - c. Lower thrust bearing shall be either multiple angular contact ball bearings or a single deep groove ball bearing to carry thrust and radial shaft loads.
  - d. Upper motor bearing shall be a deep groove ball bearing.
2. Pump and motor assembly shall be suited for continuous submerged service to a depth of 60 feet.

## **B. Pump Construction**

1. Major pump components shall be manufactured of steel conforming to ASTM A242/588, AISI 1045, and AISI 300 Series stainless steel only.
2. The propeller bowl assembly section shall be a single stage, assembled unit consisting of venturi housing and propeller hub manufactured largely from ASTM A242/588 steel, and the propeller blades manufactured of AISI 300 Series stainless steel. Propeller shaft shall be AISI 1045 steel with stainless steel inlay at the seal surface. The thrust bearing assembly shall be contained in a machined bearing housing centrally supported by flow straightening vanes in the propeller bowl assembly.
3. The venturi shall be fitted with a removable housing liner of AISI 300 Series stainless steel of not less than the pitch length of the propeller. The propeller shall be balanced and secured firmly to the taper shaft with alignment key and locknut. The propeller shaft shall conform to ASME Code for transmission shafting to transmit full load torque and shall have additional safety factor for shockloads.
4. BEARINGS - The motor/pump shaft shall be located by an upper deep groove ball bearing for radial support and lower dual angular contact bearings or a single deep groove ball bearing for radial and thrust support. The shaft bearings shall be sealed, grease lubricated, and designed for an  $L_{10}$  life of 50,000 hours. The thrust bearing/shaft assembly shall be contained in a machined bearing housing centrally supported by flow straightening vanes in the propeller bowl assembly. The bearings shall be protected against water and sand particle intrusion with a lip seal and mechanical seal.
5. SEALS - Each pump shall be provided with two mechanical rotating shaft seal systems operating independently. Seals shall be a rubber bellows, non-pusher type, with non-crimped rotating faces. Seals shall run in an oil reservoir. Lapped seal faces must be hydrodynamically lubricated. The lower seal unit, between the pump and oil chamber, shall contain one stationary and one positively driven rotating ring. The upper seal unit, between the oil sump and motor housing, shall contain one stationary ring and one positively driven rotating ring. Each interface shall be held in contact by its own spring system. A lip seal between the lower mechanical seal and impeller shall be provided. Both mechanical seals shall be comprised of a carbon rotating ring and a ceramic stationary ring. The seals shall require neither maintenance nor adjustment, but shall be easily inspected and replaced. The following seal types shall not be considered acceptable nor equal to the dual independent seal specified: Shaft seals without positively driven rotating members; or conventional double mechanical seals containing either a common single or double spring acting between the upper and lower units.
6. WELDMENTS - All manufacturers weldments shall be continuous and full penetration. All flanges shall be welded inside and out. All slag shall be removed and undercutting shall not exceed 15% of material thickness.

7. The non stainless steel components shall be painted with coal tar epoxy.
8. Pump shall be designed for installation in an angled configuration.

### **C. Motor Requirements**

#### **1. Motor Characteristics**

- |   |                         |
|---|-------------------------|
| a. Power:   | 15 HP                   |
| b. Voltage:   | 460 Volts / 3 Phase     |
| c. Frequency:   | 60 Hz                   |
| d. Service Factor:                                      | 1.15                    |
| e. Minimum L <sub>10</sub> Bearing Life:                | 50,000 hours            |
| f. Insulation Class:                                    | F                       |
| g. Time Rating:   | Continuous              |
| h. Type   | Squirrel Cage Induction |
| i. Air Filled   |                         |
| j. Stator Winding shall be Vacuum Pressure Impregnated. |                         |

#### **2. Material of Construction**

- |                             |                                 |
|-----------------------------|---------------------------------|
| a. Motor Casing:            | AISI 300 Series stainless steel |
| b. Motor wire junction box: | AISI 300 Series stainless steel |
| c. Nuts & Bolts:            | AISI 300 Series stainless steel |
| d. Lifting Loop:            | AISI 300 Series stainless steel |

#### **3. Cable Entry and Seal**

- a. Power and instrumentation cables shall enter the side of the motor. Cable shall be encased in conduit to protect it from potentially damaging substances in the pumped liquid. The assembly shall be located in the pump top and direct the cable radially sideways out of the pump housing. 25 feet of power and instrumentation cable shall be provided above the cable entry.
- b. The primary cable seal shall be comprised of a single cylindrical elastomer grommet flanked by washers, all having a close tolerance fit against the cable outside diameter and the entry inside diameter and be compressed by the entry body. The secondary cable seal shall be a elastomer material pored and set around the individual cables. The cable entry junction chamber and motor shall be separated by a stator lead isolation plate and bearing holder which shall isolate the motor interior from foreign material gaining access through the pump top.
- c. The junction chamber shall be sealed from the motor by an elastomer grommet compression fitting for each cable.



#### **4. Thermal / Moisture Protection**

Three motor winding thermostats shall be in the stator windings, one sensor in each stator phase. Each pump shall be equipped with moisture detection in three locations; the oil chamber; the motor housing; and the junction box. The moisture detection system shall operate an alarm and stop the pump. A relay compatible with the moisture detection system shall be provided by the pump manufacturer.

### **III PUMP TESTING**

#### **A. Head, Capacity, Efficiency**

1. Tests shall consist of checking the unit at its rated speed, head, capacity, efficiency, brake horsepower, and at such other conditions of head and capacity to properly establish that the equipment meets the performance requirements. Certified copies of test data shall be submitted to the Owner prior to shipment. Certification shall be by a registered professional engineer regularly employed by the pump manufacturer. The Standards of the Hydraulic Institute shall govern the procedures and calculations for these tests. The Owner shall have access to the raw test data and calculations and may witness the tests.

#### **B. Electrical Integrity Test**

1. A motor and cable insulation test for moisture content and insulation defects utilizing a Megger on the motor leads shall be performed prior to pump submergence.
2. Prior to submergence, the pump shall run dry to establish correct rotation and mechanical integrity.
3. The pump shall run for 30 minutes submerged a minimum of two meters under water.
4. After operational test is completed, the insulation shall be retested. A written report stating the foregoing tests have been conducted shall be submitted to the Owner with each pump at the time of shipment.

## BID

The undersigned offers to furnish all materials, equipment and labor for construction of the "REED CANAL PARK PUMP- RFP NO. 22-009," for the City of South Daytona, Florida, complete in every respect in strict accordance with the drawings, specifications, exhibits, figures and any future changes therein.

The LUMP SUM bid total **per property** is:

Seventy four thousand nine hundred fifty seven dollars Dollars  
(In Words)

(In Figures) \$ 74,957.<sup>00</sup>

This project will pay for all components in a lump sum format. There will be no extra payment for early completion.

The price quoted for the total buildout must be all inclusive.

## COMPLETION

BIDDER agrees that all components will be fully supplied within 180 consecutive calendar days, including rain days and holidays, from (and including) the date when the Contract Time commences to run written on the Notice to Proceed.

BIDDER recognizes that time is of the essence to complete this Project and that OWNER will suffer financial loss if the construction milestones listed in Section 00550 are not completed within the required time or, if no construction milestones are listed, the Work is not fully complete within the time specified above. He also recognizes the delays, expense and difficulties involved in proving in a legal or arbitration proceeding the actual loss suffered by the OWNER if the construction milestone timeframes are not met or the Work is not fully complete on time.

Accordingly, instead of requiring any such proof, OWNER has determined and BIDDER agrees to accept that as liquidated damages (but not as a penalty). VENDOR shall pay OWNER **Two Hundred Dollars (\$200.00)** for each consecutive calendar day, including rain days and holidays, that expires after each of the required construction milestone completion times listed in Section 00550 until each are completed or, if no construction milestones are listed, the time specified for final completion until the Work has been fully completed. All milestone completion dates, including substantial and final completion, will be determined solely by the Owner. The OWNER has the option to retain this amount from the compensation otherwise paid to the BIDDER. Should the total amount chargeable as liquidated damages exceed the amount due or payable to the VENDOR or his/her Surety, then such excess shall be paid to the OWNER by the VENDOR or his/her Surety.

## SUPPLEMENTAL REQUIREMENTS

The following documents are part of or attached to and made a condition of this Bid:

- a) Bid Form: Section 00300 including Acknowledgement of Addenda
- b) Statement of Bidder's Qualifications: Section 00320

## REQUIRED DISCLOSURE


At its sole discretion, the City of South Daytona, Florida may reject any bidder the City finds to lack, or whose present or former executive employees, officers, directors, stockholders, partners or owners are found by the City to lack honesty, integrity, or moral responsibility. The discretion of the City may be exercised based on the City's own investigation, public records, or any other reliable sources of information. By submitting a bid, bidder recognizes and accepts that the City may reject the bid based upon the exercise of its sole discretion and bidder waives any claim it might have for damages or other relief resulting from the rejection of its bid based on these grounds.

## ACKNOWLEDGMENT OF ADDENDA

Addenda will be issued via email and it is the Bidder's responsibility to confirm that all addenda have been received prior to submitting a bid for the project. Acknowledgment is hereby made of the following Addenda received since issuance of Project Manual:

|                    |              |                    |              |
|--------------------|--------------|--------------------|--------------|
| Addendum No. _____ | Dated: _____ | Addendum No. _____ | Dated: _____ |
| Addendum No. _____ | Dated: _____ | Addendum No. _____ | Dated: _____ |
| Addendum No. _____ | Dated: _____ | Addendum No. _____ | Dated: _____ |

\* No addendums received 8/22/22 BCTH



## Manufacturers

Moving Water Worldwide - Reliably and Efficiently

### **SECTION 00104 Qualifications of Bidders**

#### **A) Statement of Interest and Understanding of Project**

MWI has worked with the City of South Daytona Public Works to find the best solution To move water from the Reed Canal Park to discharge point to the west. Key points were Minimal infrastructure, noise and maintenance.

#### **B) Firm Profile/Firm History**

Included in the bid packet is a "About MWI" flyer for your review. Starting back in 1926 with the Founder Hoyt Eller started in the agricultural field in south Florida. From there his son David Eller took MWI to an entire different level focusing on pump design. Currently a third generation of family members are carrying on the traditions there dad and grandfather started.

#### **C) Service point of Contact**

Mike Iannucci  
Service Manager  
(954) 834-1044  
[mikei@mwipumps.com](mailto:mikei@mwipumps.com)

#### **Factory Locations:**

MWI Corporate Headquarters  
33<sup>rd</sup> N.W. 2<sup>nd</sup> Street  
Deerfield Beach, FL 33441


MWI Manufacturing – Vero Beach  
7775 SW 9<sup>th</sup> Street  
Vero Beach, FL 32968

|                      |  |
|----------------------|--|
| <b>SECTION 00320</b> | <b>STATEMENT OF BIDDERS QUALIFICATIONS</b> |
|----------------------|--|

All questions must be answered, and the data given must be clear and comprehensive. This statement must be notarized. If necessary, questions may be answered on separate attached sheets. The bidder may submit any additional information he desires.

- A. Name of bidder.
- B. Permanent main office address.
- C. When organized.
- D. If a corporation, where incorporated.
- E. How many years have you been engaged in business under your present firm or trade name?
- F. Contracts on hand: (Schedule these, showing amount of each contract and the appropriate anticipated dates of completion.)
- G. General character of work performed by your company.
- H. Have you ever failed to complete any work awarded to you? If so, where and why?
- I. List the more important projects recently completed by your company, stating the approximate cost for each and the month and year completed.
- J. The undersigned hereby authorizes and requests any person, firm, or corporation to furnish any information requested by the Owner in verification of the recitals comprising this Statement of Bidder's Qualifications.

CONTINUED ON NEXT PAGE



## Manufacturers

Moving Water Worldwide - Reliably and Efficiently

### SECTION 00320 STATEMENT OF BIDDERS QUALIFICATIONS

- A. **Name of bidder:** MWI Pumps
- B. **Permanent main office address:** 33<sup>rd</sup> N.W. 2<sup>nd</sup> Street, Deerfield Beach, FL 33441
- C. **When Organized:** Established 1926
- D. **If a corporation, where incorporated:** 33<sup>rd</sup> N.W. 2<sup>nd</sup> Street, Deerfield Beach, FL 33441
- E. **Years in business:** July 1<sup>st</sup>, 1950 corporated – 72 years
- F. **Contracts on hand:** Estimated 25
- G. **Character of work:** Pump manufacturing, Rental & Repair
- H. **Failure to complete work:** no
- I. **List of projects recently completed:** Since 1/1/2022 - 35
- J. **Statement of Bidders Qualifications:** page 23 of 26



Established 1926

## Manufacturers

Moving Water Worldwide - Reliably and Efficiently

### Section 00302 STATEMENT OF BIDDERS QUALIFICATIONS – I LIST OF COMPLETED PROJECTS

|                            |         |              |
|----------------------------|---------|--------------|
| NPBID                      | 5/20/21 | \$243,537.00 |
| Muscle Shoals              | 1/8/22  | \$124,725.00 |
| Dade City                  | 3/6/22  | \$86,411.00  |
| Ducks Unlimited Pea Island | 9/24/21 | \$164,943.00 |
| City of Key West           | 6/6/21  | \$91,913.00  |
| USACE S709                 | 1/22/21 | \$232,165.00 |
| SJRWMD Lake Apopka         | 3/18/22 | \$309,653.00 |
| Brevard County Hall Road   | 2/23/22 | \$468,460.00 |



Dated at Vero Beach Sales Office this 23 day of August, 2022.

MWI Corporation  
Name of Bidder

By: MARC BOUDET - VP Sales  
Name/Title

State of Florida

County of Indian River

Marc Boudet being duly sworn deposes and says that he is the  
Vice President of MWI Corporation

and that the answers to the bid documents (Organization)

foregoing questions and all statements therein contained are true and correct.

Subscribed and sworn to before me this 23 day of August, 2022

[Signature]  
Notary Public

My commission expires: August 9, 2024



END OF SECTION



1. The first item is the report of the Finance Committee.

2. The second item is the report of the Planning and Development Committee.

3. The third item is the report of the Public Works Committee.

4. The fourth item is the report of the Parks and Recreation Committee.

5. The fifth item is the report of the Housing and Community Development Committee.

6. The sixth item is the report of the Economic Development Committee.

7. The seventh item is the report of the Public Safety Committee.

8. The eighth item is the report of the Cultural and Arts Committee.

9. The ninth item is the report of the Environmental and Natural Resources Committee.

10. The tenth item is the report of the Information Technology Committee.

11. The eleventh item is the report of the Intergovernmental Relations Committee.

12. The twelfth item is the report of the Mayor's Office.

13. The thirteenth item is the report of the City Manager's Office.

